

HOW TO USE LINE JUDGE SIGNALS

LINE JUDGE SIGNALS USING FLAGS




1. Inbounds



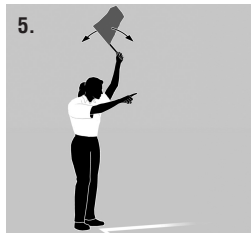
2. Out-of-Bounds



3. Obtain R1's Attention



4. Touch

5. a. Antenna Violation
b. Service Line Fault

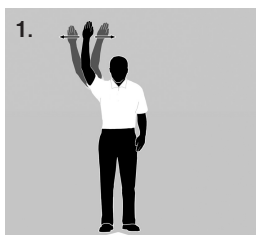
6. View of Play Blocked

The flags should be solid red in color and of a recommended size of approximately 12 inches by 12 inches to approximately 16 inches by 16 inches. The flag and hand grip should be securely affixed to the pole.

1. **Inbounds:** Point with the flag down and toward the middle of the court.
2. **Out-of-Bounds:** Raise the flag, arm extended.
3. **Obtaining First Referee's Attention:** Raise flag over head and wave to obtain the first referee's attention, when necessary.
4. **Touch:** Raise the flag to shoulder height in front of body and place the open palm of the other hand on top of the flag.
- 5a. **Ball Outside or Hitting Antenna:** Wave the flag over the head and point to the antenna.
- 5b. **Service Line Fault:** Wave the flag over the head and point the service area using index finger, extended arm shoulder height.
6. **View of Play Blocked:** Raise and cross both arms in front of the chest, palms facing the body.

NOTE: Flags shall be used by line judges, unless determined by the state association to use hand signals.


LINE JUDGE SIGNALS USING HAND SIGNALS



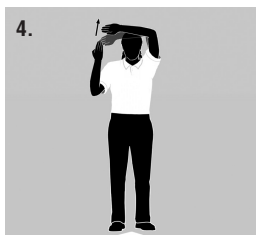
1. Obtain First Referee's Attention



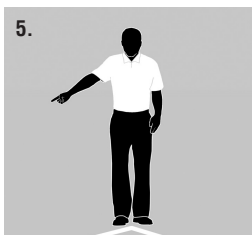
2. Inbounds



3. Out-of-Bounds/
Antenna Violation



4. Touch



5. Line Violation/
Service Fault



6. View of Play Blocked

1. **Obtaining First Referee's Attention:** Wave arm overhead to obtain the first referee's attention, when necessary. (1)
2. **Inbounds:** Arms extended in front of body, hands open (palms down) toward the floor area between the attack line and the net. (2)
3. **Out-of-Bounds/Antenna Violation:** Hold forearms in front of chest, hands open (fingers together) and palms toward face. (3)
4. **Ball Touched:** Hand on offending team's side held beside head, palm toward head, then brush upward across fingertips one time with other hand, palm forward. (4)
5. **Line Violation/Service Fault:** Indicate the line where violation occurred by extending arm and pointing toward the line with the index finger. (5)
6. **View of Play Blocked:** Cross forearms in front of chest, palms facing the body. (6)

NOTE: Flags shall be used by line judges, unless determined by the state association to use hand signals.